

Employer Fact Sheet


WorkPac and Associated Employers | Corporate Category
 Death & TPD | 20% x Future service to age 65 x Salary
 Income Protection | 2 year benefit period | 30 day waiting period

Your benefits in Resource Super


We've been chosen by your employer to help you make the most of your super.

This fact sheet offers a quick look at all the great benefits in store for you.


Resource Super's mission is to improve the lives of people working in the resources sector.



Significantly discounted fees
 Your employer has negotiated reduced administration fees with Russell Investments.



Combining your super in minutes
 Find and combine your super in minutes, save on fees and set more aside for your retirement.



Access to our mobile app
 Our mobile app is loaded with features, allowing you to track your super in the palm of your hands, 24/7.

Fees and costs summary for the GoalTracker® investment option

Did you know that as a member in the Employer Division of Resource Super, you automatically receive a range of benefits? That's right! To find out more, please read this fact sheet together with the Product Disclosure Statement (PDS). And remember, these benefits will continue to apply until the day you leave your employer's super plan.

TYPE OF FEE OR COST	AMOUNT	HERE'S AN EXAMPLE†
Ongoing annual fees and costs**		
Administration fees and costs	0.12%~ per year of your account balance up to \$1 million and then 0.02% per year thereafter	\$65.00 per year
	Plus, a fixed-dollar fee of \$60.00 per year	Plus \$60.00 per year
	Plus, 0.01% (paid from the Fund reserve)††	
Investment fees and costs‡	0.65% per year‡	\$325.00 per year
Transaction costs	0.10% per year	\$50.00 per year
Member activity related fees and costs		
Buy-sell spread	These spreads vary depending on the investment option(s) you choose. For more information, visit resourcesuper.com.au/iQbuysellspread	N/A
Switching fee	Nil	N/A
Other fees and costs	Insurance fee: For insurance fees, refer to the 'Types of insurance cover within Resource Super' in your Investment, Fees and Costs Guide.	N/A
	Family Law fees: Family Law fees are payable for information requests.	
Cost of product‡‡		\$500.00^

† This column gives an example of how the fees and costs for the GoalTracker investment option, with an account balance of \$50,000, can affect your superannuation investment over a one year period.

** If your account balance for a product offered by the superannuation entity is less than \$6,000 at the end of the entity's income year, certain fees and costs charged to you in relation to administration and investment are capped at 3% of the account balance. Any amount charged in excess of that cap must be refunded.

†† This includes the excess administration costs incurred by the Trustee and paid from the Fund reserve in the 2022/2023 financial year. Please refer to your PDS for further information.

~ The asset based administration fee applies to the first \$1 million of your total account balance and will depend on the investment option you are invested in. This fee may be charged in two parts and show as separate transactions in your account. Please refer to the 'Additional explanation of fees and costs' section of your PDS for further information on how the cap applies.

+ Investment fees and costs includes an amount of 0.08% per year for performance fees. The calculation basis for this amount is set out under the "Additional explanation of fees and costs" section of the Investment Guide.

‡ The Investment fee varies according to the option you invest in. The quoted fee here is for the GoalTracker investment option.

‡‡ Additional fees may apply. Please refer to your Insurance, Fees and Costs Guide and your Super Guide for more information.

^ The Trustee passes on the tax deductions it receives so the estimated cost to you would be **\$483.50**.

Your automatic insurance cover

If you are a new member under 25 or your balance is less than \$6,000, your cover will not initially be provided automatically. When you reach both 25 years old and a balance of \$6,000, cover may automatically commence (eligibility requirements and limitations may apply). To opt in to insurance prior to this, please log on to your online account or complete and return the Insurance Opt in Form (available on our website or call us for a copy).

Automatic Death, and Total and Permanent Disablement (Death & TPD) cover

Default Death & TPD cover is calculated as:

$$20\% \times \text{Future service to age 65} \times \text{Salary}^{\wedge}$$

You can request, in writing, additional cover. The additional cover is a fixed dollar amount (i.e. fixed cover that does not reduce with age). There is no limit in the amount of Death cover you can apply for but a \$3 million limit applies to TPD cover. You can also request a change to your insurance cover at any time.

Income Protection cover

Income Protection cover is available if you are between ages 16 and 64, work at least 15 hours every week (as a permanent or contract employee with a contract of at least 6 months), and satisfy the insurer's eligibility conditions.

Benefit	75% of Salary [^]
Benefit period	2 years, paid monthly in arrears~
Waiting period	30 days

[^] Salary as defined by the insurer and the benefit is subject to a maximum payment. We will let you know if the maximum applies to you.

~ Benefits may reduce by any amount of workers compensation and other payments which you are eligible to receive during your period of disability.

Insurance fees

The Trustee passes through the benefit of the tax deduction it can claim for insurance premiums. Therefore, the net insurance fees (i.e. the fees deducted from your account) are shown here. Insurance fees depend on your age and your occupational category. As a new member, you will automatically belong to the 'Blue Collar' category, but if you think you should be in the 'White Collar' or the 'Professional' category (both have lower fees), you can request a change from the insurer.

Occupational Category	Rating Factor
Blue Collar	1.00
White Collar	0.50
Professional	0.45

Age Next Birthday	Annual insurance fee per \$1,000 for Blue Collar category (\$)		
	Death Only	Death & TPD	Income Protection
16	0.38	0.48	4.65
17	0.38	0.48	4.65
18	0.38	0.48	4.65
19	0.38	0.48	4.65
20	0.38	0.48	4.65
21	0.38	0.48	4.65
22	0.38	0.48	4.70
23	0.38	0.48	4.73
24	0.39	0.49	4.78
25	0.41	0.51	4.81
26	0.41	0.52	4.91
27	0.42	0.55	4.90
28	0.44	0.59	4.92
29	0.44	0.61	4.95
30	0.45	0.65	5.01
31	0.45	0.71	5.09
32	0.46	0.76	5.20
33	0.47	0.81	5.31
34	0.51	0.88	5.46
35	0.55	0.96	5.63
36	0.59	1.06	5.82
37	0.64	1.17	6.05
38	0.69	1.30	6.31
39	0.74	1.46	6.59
40	0.79	1.65	6.90
41	0.84	1.85	7.26
42	0.90	2.04	7.64
43	0.98	2.27	8.07
44	1.08	2.48	8.55
45	1.18	2.69	9.06
46	1.30	2.95	9.64
47	1.44	3.22	10.26
48	1.55	3.52	10.95
49	1.69	3.89	11.72
50	1.84	4.30	12.58
51	1.98	4.77	13.50
52	2.15	5.26	14.52
53	2.32	5.78	15.62
54	2.52	6.35	16.82
55	2.74	7.00	18.14
56	3.02	7.80	19.59
57	3.37	8.81	21.17
58	3.79	10.10	22.91
59	4.30	11.70	24.65
60	4.89	13.60	26.55
61	5.54	15.79	28.61
62	6.22	18.26	30.86
63	6.96	20.99	33.31
64	7.77	24.05	34.87
65	8.73	27.55	22.32

Opting out of insurance cover

You can opt out of (i.e. cancel) your insurance cover, or reduce or cancel any additional cover at any time. To cancel your cover, log on to your account and select Insurance, or send us your completed Insurance Form, available on your online account.

Want to know more about your insurance cover? Read the Insurance, Fees and Costs Guide, available on your online account at resourcesuper.com.au or by calling us on 1800 555 667.

You should read the PDS for this employer plan before making a decision about whether to become or remain a member of Resource Super. This document provides general information only and has not been prepared having regard to your objectives, financial situation or needs. Before making an investment decision, you need to consider whether this information is appropriate to your objectives, financial situation and needs. The information has been compiled from sources considered to be reliable, but is not guaranteed. Any examples have been included for illustrative purposes only and should not be relied upon for the purpose of making an investment decision. Past performance is not a reliable indicator of future performance. Issued by Total Risk Management Pty Limited ABN 62 008 644 353, AFSL 238790 (TRM) as the Trustee of the Russell Investments Master Trust ABN 89 384 753 567. A free copy of the PDS can be obtained by phoning 1800 555 667 or by visiting resourcesuper.com.au.
RES_PDS_FACT_Employer_WorkPac_Corporate_20_2yrs_30days_V1F_2404