

# Product Disclosure Statement

## Resource Super – General

1 October 2024

## Contents

1. About Resource Super – General.....	1
2. How super works.....	1
3. Benefits of investing with Resource Super – General.....	2
4. Risks of Super.....	2
5. How we invest your money.....	3
6. Fees and costs.....	4
7. How super is taxed.....	5
8. Insurance in your super.....	6
9. How to open an account.....	8

### Guides

Important information relating to your category of membership within the Fund is provided in the Insurance, Fees and Costs Guide, the Investment Guide and the Super Guide. These Guides form part of the PDS and should be read before making a decision to invest in the Fund. These Guides are available on your online account.

### Super Plan Booklet (if applicable)

Additional important information on the benefits and insurance cover available to you as well as the applicable fees and costs in your category of membership within the Fund is provided in the Super Plan Booklet. The Super Plan Booklet is available on your online account or you can call the Fund to request a copy. **The Super Plan Booklet does not form part of the PDS.**

## 1. About Resource Super – General

The Resource Super Group Pty Ltd advises, constructs and manages superannuation and employee-benefit solutions for Australia’s resources sector.

It has selected Russell Investments Master Trust as its superannuation provider in order to draw on the investment expertise of Russell Investments and the trustee services of Total Risk Management Pty Ltd. The Resource Super Group Pty Ltd assists the Trustee to customise insurance solutions for corporations and individuals that operate in or are exposed to higher risk work environments.

Resource Super – General, a division of Russell Investments Master Trust, is a MySuper compliant fund that offers competitive fees. Our default investment option is GoalTracker. If you don’t make an investment choice, your super will be invested in GoalTracker.


### Information at your fingertips

Visit [resourcesuper.com.au/trusteerequireddisclosure](https://resourcesuper.com.au/trusteerequireddisclosure) for all disclosure information relating to the Fund that must be disclosed under the SIS Regulations. This includes the following: Product Dashboards, the Trust Deed, Annual Report, remuneration for Executive officers and any other documents required to be disclosed.


## 2. How super works

Superannuation is a long-term, partly compulsory way of saving for your retirement. There are different types of contributions available (for example, compulsory contributions by your employer, voluntary personal contributions that you choose to make and Government co-contributions). There are limitations on contributions you can make to your superannuation and restrictions on when you can make withdrawals from superannuation. Tax benefits are provided by the Government to encourage you to save more for retirement. Most people have the right to choose which superannuation entity their employer should direct their compulsory employer contributions into. These are known as Superannuation Guarantee (SG) contributions.

## Important information about this Product Disclosure Statement (PDS)

This PDS provides a summary of the significant information you need to make a decision. It includes links to important information that is part of this PDS as marked with a  symbol. This is important information you should read before making a decision to invest in the Fund. The information provided in the PDS is general information only and has not been prepared having regard to your objectives, financial situation or needs. Before making an investment decision, you need to consider if this information is appropriate to your objectives, financial situation and needs. If you’d like personal advice, we can refer you to the appropriate person. This PDS is produced by Total Risk Management Pty Limited (Trustee), ABN 62 008 644 353, AFSL 238790 as the Trustee of the Russell Investments Master Trust. Resource Super is a Division of the Russell Investments Master Trust (Fund or Resource Super), ABN 89 384 753 567. Resource Super Pty Ltd ABN 15 153 305 223, AFSL 420220 advises, constructs and manages superannuation and employee-benefit solutions in relation to Resource Super. The information in the PDS is correct at the time of publication of each document comprising the PDS. However, the information may change from time to time and if there is a material change to any of the information in any document, the Trustee will issue an updated document. However, if the change is not materially adverse to members, the Trustee may instead provide the updated information to members via the website [resourcesuper.com.au/trusteerequireddisclosure](https://resourcesuper.com.au/trusteerequireddisclosure). A paper copy of this information will be sent to any member, free of charge on request, by calling 1800 555 667. Financial product advice may be provided by Russell Investments Financial Solutions Pty Ltd ABN 84 010 799 041, AFSL 229850 (RIFS) or Link Advice Pty Ltd ABN 36 105 811 836, AFSL 258145 (Link Advice). RIFS is the provider of the MyTracker tools available at [resourcesuper.com.au/goaltracker](https://resourcesuper.com.au/goaltracker). Russell Investments Employee Benefits Pty Ltd (70 099 865 013) (RIEB) is the provider of the Super Tracker Mobile App. The Target Market Determination for the Fund is available on our website at [resourcesuper.com.au/ddoreporting](https://resourcesuper.com.au/ddoreporting). The Financial Services Guide (FSG) for the Fund is available on our website at [resourcesuper.com.au/fsg](https://resourcesuper.com.au/fsg). TRM, RIEB and RIFS are part of Russell Investments. Russell Investments or its associates, officers or employees may have interests in the financial products referred to in this document by acting in various roles including broker or adviser, and may receive fees, brokerage or commissions for acting in these capacities. In addition, Russell Investments or its associates, officers or employees may buy or sell the financial products as principal or agent. To the extent permitted by law, no liability is accepted for any loss or damage as a result of reliance on this information. This material does not constitute professional advice or opinion and is not intended to be used as the basis for making an investment decision. References to the Plan in this PDS refer to your specific employer Plan within the Fund.

In Australia, superannuation investments receive special tax concessions that aren't available to other types of investments. That's why superannuation is such a powerful vehicle to save for retirement. As your superannuation is likely to be one of your biggest assets in retirement, the choices you make today could significantly impact your lifestyle in retirement.

 You should read the important information about 'How super works' before making a decision. Go to [resourcesuper.com.au/resourcesuper](https://resourcesuper.com.au/resourcesuper) and read the Super Guide. This material relating to 'How super works' may change between the time when you read this PDS and the day when you acquire the product.

### 3. Benefits of investing with Resource Super – General


Your benefit in the Plan is accumulation style. All contributions and positive investment earnings are credited to your account. Any fees, tax and negative investment earnings are debited from your account. When you leave the Fund, the balance of your account will be paid to you (if no longer preserved) or to another fund, as directed by you.

You can choose how your account is invested from the available investment options. In the event of your death or if you become disabled while a member of the Fund, you may be entitled to an insured benefit in addition to your account balance (provided you satisfy any eligibility conditions for provision of insurance). Refer to section 8 'Insurance in your super' for details of the available insurance cover.

**Investing in Resource Super offers you a range of benefits:**

- > **GoalTracker™:** Our award-winning GoalTracker program is designed to help you achieve your ideal lifestyle in retirement. GoalTracker is easy-to-use and offers a simple, step-by-step approach to help you grow and manage your super, and plan for retirement. In three simple steps, our GoalTracker program can:
  - 1) **CALCULATE** the amount of income you're heading for in retirement
  - 2) Help you **SET** an income goal that's right for the retirement lifestyle you want
  - 3) Offer tailored advice and strategies to help **ACHIEVE** itJoin the thousands of Australians taking action for their financial future with GoalTracker.
- > **Investment choice and flexibility:** Choose from 20 different options, including 'MySuper', 'diversified' or 'sector' options. Switch your options any time.
- > **Online access and E-communications:** Access your online account, as well as helpful information and the GoalTracker tools at [resourcesuper.com.au](https://resourcesuper.com.au). If you or your employer provide us with your email address, you will be opted-in for e-communications and receive our communications via email. Of course, you can change your preferred method of communication at any time through your online account at [resourcesuper.com.au/login](https://resourcesuper.com.au/login) or by calling us.
- > **Help and advice:** We offer a range of tools and advice options designed to suit your needs no matter what stage of life you are at.

**Call us on 1800 555 667 to find out more or see which service is right for you. Many of the services are provided at no cost, for those that incur a fee, you will always be notified upfront. For more information, please refer to your Super Guide.**


 You should read the important information about the 'Benefits of investing with Resource Super – General' before making a decision. Go to [resourcesuper.com.au/resourcesuper](https://resourcesuper.com.au/resourcesuper) and read the Super Guide. This material relating to the 'Benefits of investing with Resource Super – General' may change between the time when you read this PDS and the day when you acquire the product.

### 4. Risks of Super

All investments carry risk. It's the trade-off for the return that investors seek. Different strategies may carry different levels of risk, depending on the assets that make up the strategy. Assets with higher expected long-term returns generally carry the highest level of short-term risk. For example, shares and commodities have relatively higher risk and higher expected returns than fixed interest and cash.

What you should consider:

- > the value of your investments will vary and the level of returns will vary depending on the options you are invested in.
- > returns are not guaranteed and may result in a loss.
- > past returns are not a reliable indicator of future returns.
- > superannuation and taxation laws affecting your super may change in the future.
- > the amount of your future superannuation savings (including contributions and returns) may not be enough to provide adequately for your retirement.
- > the level of risk varies for each person – how you invest your super will depend on a range of factors including your age, your investment timeframes, other investments you may have and your tolerance for risk.

 You should read the important information about the 'Risks of Super' before making a decision. Go to [resourcesuper.com.au/resourcesuper](https://resourcesuper.com.au/resourcesuper) and read the Investment Guide. This material relating to the 'Risks of Super' may change between the time when you read this PDS and the day when you acquire the product.

## 5. How we invest your money

For members who have transferred from Resource Super – Employer, the investment arrangements for your super will not change unless you request a change. For new members joining Resource Super – General, you'll be invested in the GoalTracker (MySuper) investment option, unless you make an investment choice. iQ Super offers members 20 investment options to choose from. The GoalTracker investment option automatically invests your super based on age, through a diversified portfolio invested across a range of asset classes. When you're younger, your investment strategy will have a higher allocation to growth assets to help grow your super balance. To help protect your savings as you approach retirement, your allocation to defensive assets will increase. Refer to the table below. By telling us more, you can then opt for GoalTracker Plus to create and manage a tailored investment strategy just for you.

GoalTracker Option	AGE	BELOW 40	41 - 50	51 - 55	56 - 60	60+
<b>Investment return objective<sup>1</sup>:</b> % above inflation p.a.		4.3%	4.3%	3.8% to 4.2%	3.3% to 3.7%	3.3%
<b>Standard risk measure<sup>2</sup>:</b> Estimated number of negative annual returns over any 20-year period		6 (High) 5 - 6	6 (High) 5 - 6	6 (High) 5 - 6	6 (High) 4 - 5	6 (High) 4 - 5
<b>Suitable for Investors seeking to build wealth over this term.</b> Investors willing to accept the possibility of negative returns over this term.		Long-term		Medium to Long-term <sup>3</sup>		
		Short to medium		Shorter-term <sup>3</sup>		
<b>Minimum investment timeframe (years):</b>		7	7	6 - 7	5 - 6	5
<b>Investment strategy<sup>4</sup>:</b>		The option is typically exposed to a diversified mix between growth and defensive investments as shown below (the option may be exposed to derivatives) <sup>7</sup> :				
<b>Growth investments:</b>		95	95	82.5 - 92.5 <sup>5</sup>	70 - 80 <sup>6</sup>	70
<b>Defensive investments:</b>		5	5	7.5 - 17.5	20 - 30	30
<b>Investment Fees &amp; Costs: 0.65% p.a. comprised of:</b>		Investment Fee: 0.45% p.a. and Estimated Indirect Costs: 0.20% p.a.				
<b>Transactions Costs:</b>		0.09% p.a.				

Strategic Asset Allocation <sup>7</sup>	SAA %	SAA %	SAA %	SAA %	SAA %
Australian Equities	42.0	42.0	35.0 - 41.0	28.0 - 34.0	28.0
International Equities	48.0	48.0	41.0 - 46.0	34.0 - 39.0	34.0
Property	4.0	4.0	4.0 - 5.0	5.0 - 6.0	6.0
Fixed Income	1.0	1.0	2.0 - 8.0	10.0 - 15.0	15.0
Cash	3.0	3.0	4.0 - 8.0	9.0 - 13.0	13.0
Infrastructure	3.0	3.0	3.0	3.0	3.0
Commodities	0	0	0	0	0
Other Alternatives	0	0	0	0	0

Asset Allocation range <sup>8</sup>	Range %	Range %	Range %	Range %	Range %
Australian Equities	20 - 80	20 - 80	20 - 80	20 - 70	10 - 60
International Equities	20 - 80	20 - 80	20 - 80	20 - 70	10 - 60
Property	0 - 20	0 - 20	0 - 20	0 - 20	0 - 20
Fixed Income	0 - 30	0 - 30	0 - 30	10 - 40	10 - 40
Cash	0 - 20	0 - 20	0 - 20	0 - 30	0 - 30
Infrastructure	0 - 20	0 - 20	0 - 20	0 - 20	0 - 20
Commodities	0 - 10	0 - 10	0 - 10	0 - 10	0 - 10
Other Alternatives	0 - 20	0 - 20	0 - 20	0 - 20	0 - 20

1. The objective is to earn a return, after costs and tax, which exceeds CPI by the % p.a. shown, measured over rolling 5 and 10 year periods. CPI stands for Consumer Price Index, which is used as a measure of inflation.

2. Refer below for more information, including the risk levels for each investment option.

3. Medium to Long-term suitability and possibility of negative returns changes at age 58.

4. Please refer to the asset allocation ranges for details of the parameters surrounding the investment strategy.

5. Growth assets decrease by 2.5% each year from 92.5% at age 51 to 82.5% at age 55. Defensive assets increase by 2.5% each year from 7.5% at age 51 to 17.5% at age 55.

6. Growth assets decrease by 2.5% each year from 80% at age 56 to 70% at age 60. Defensive assets increase by 2.5% each year from 20% at age 56 to 30% at age 60.

7. SAAs may not total 100% due to rounding.

8. The actual asset allocation may temporarily fall outside ranges stated in certain circumstances, such as asset transitions or extreme market movements.

### Our range of investment options

We offer 20 investment options, across a number of categories including MySuper, diversified and sector options as listed below. Members can invest in GoalTracker or in up to 19 of the remaining options.

CATEGORY	MYSUPER	DIVERSIFIED	THIRD PARTY	SECTOR	RESPONSIBLE
<b>Investment option</b>	> GoalTracker > Defensive > Diversified 50		> Third-party Indexed Australian Shares	> Australian Cash > Australian Floating Rate	> Low Carbon Australian Shares

CATEGORY	MYSUPER	DIVERSIFIED	THIRD PARTY	SECTOR	RESPONSIBLE
		> Balanced Growth > Growth > High Growth	> Third-party Indexed Global Shares > Third-party Indexed Global Shares \$A > Hedged	> Australian Fixed Income > Australian Shares > Global Fixed Income - \$A Hedged > Listed International Property Securities - \$A Hedged > Global Shares > Global Shares - \$A Hedged > Emerging Markets	> Low Carbon Global Shares

**Warning:** You must consider the likely investment return, the risk and your investment timeframe when choosing a MySuper product or an investment option into which to invest. You should read the important information about 'How we invest your money' which will have details on each of the investment options, before making a decision. Go to [resourcesuper.com.au/resourcesuper](https://resourcesuper.com.au/resourcesuper) and read the Investment Guide. This material relating to 'How we invest your money' may change between the time when you read this PDS and the day when you acquire the product.

## 6. Fees and costs

### Did you know?

Small differences in both investment performance and fees and costs can have a substantial impact on your long-term returns. For example, total annual fees and costs of 2% of your account balance rather than 1% could reduce your final return by up to 20% over a 30-year period (for example, reduce it from \$100,000 to \$80,000).

You should consider whether features such as superior investment performance or the provision of better member services justify higher fees and costs. You or your employer, as applicable, may be able to negotiate to pay lower fees. Ask the Fund or your financial adviser.

### To find out more

If you would like to find out more, or see the impact of the fees based on your own circumstances, the **Australian Securities and Investments Commission (ASIC)** Moneysmart website ([www.moneysmart.gov.au](https://www.moneysmart.gov.au)) has a superannuation calculator to help you check out different fee options.

Note: The Moneysmart calculator can be used to calculate the effect of fees and costs on account balances.

The information in this Fees and Costs Summary can be used to compare costs between different superannuation products. Fees and costs can be paid directly from your account or can be deducted from investment returns. Taxes and insurance costs are set out in another part of this document.


### Fees and costs summary

#### GoalTracker Investment Option

TYPE OF FEE OR COST	AMOUNT <sup>2</sup>	HOW AND WHEN PAID
<b>Ongoing annual fees and costs<sup>1</sup></b>		
<b>Administration fees and costs</b>	<b>On total account balances up to \$1 million</b>	<p>The asset based administration fee and the fixed dollar fee are deducted from your account on the last Friday of each month<sup>2</sup>. The fixed-dollar fee will be indexed with AWOTE<sup>3</sup> at 1 October each year.</p> <p><i>The Trustee passes through the tax deductions it receives.<sup>4</sup></i></p> <p>The Trustee Administration Fee is deducted from the investment returns. It is not deducted from your account.</p> <p>The Fund reserve is maintained by the Trustee to operate the Fund. This includes paying for some expenses, such as costs associated with product and strategic services provided to the Trustee. These expenses are deducted from the Fund reserve, as required, and are not deducted from your account.</p>
	An asset based administration fee of between 0.15% and 0.21% per year	
	For balances in the GoalTracker investment option: 0.15% per year	
	For balances in other investment options: 0.21% per year	
	<b>On any excess account balance over \$1 million</b>	Nil
	Plus a Trustee Administration Fee of 0.02% per year of your total account balance	
	Plus a fixed dollar fee of \$60.00 per year	
	In the 2023/2024 financial year, the Trustee incurred excess administration costs of approximately 0.01% of Fund assets that were paid from the Fund reserve	
<b>Investment fees and costs<sup>5</sup></b>	0.65% per year <sup>6</sup>	The investment fees and costs are deducted from the investment returns before the net earnings are declared and applied to your account. They are not deducted from your account. Please refer to the 'Additional explanation of fees and costs' section of your Investment Guide for further information.
<b>Transaction costs</b>	0.09% per year	Transaction costs are deducted from the investment returns. They are not deducted from your account. Please refer to the 'Additional explanation of fees and costs' section of your Investment Guide for further information.
<b>Member activity related fees and costs</b>		

<b>Buy-sell spread</b>	These spreads vary depending on the investment option(s) you choose. For more information, please visit <a href="https://resourcesuper.com.au/iQbuysellsread">resourcesuper.com.au/iQbuysellsread</a> .	You can read more about the buy-sell spread in the 'Additional explanation of fees and costs' section of your Investment Guide.
<b>Switching fee</b>	Nil	Not applicable.
<b>Other fees and costs<sup>7</sup></b>	<p><b>Insurance fees:</b> For insurance fees, please refer to 'Insurance in your super' in this PDS.</p> <p><b>Family Law fees:</b> Nil.</p>	<p>The insurance fee is calculated monthly and deducted from your account on the last Friday of the month. Please refer to the 'Types of insurance cover within Resource Super' section of your Insurance, Fees and Costs Guide for further information.</p> <p>Not applicable.</p>

1. If your account balance for a product offered by the superannuation entity is less than \$6,000 at the end of the entity's income year, certain fees and costs charged to you in relation to administration and investment are capped at 3% of the account balance. Any amount charged in excess of that cap must be refunded.
2. The asset based administration fee applies to the first \$1 million of your total account balance and will depend on the investment option you are invested in. This fee may be charged in two parts and show as separate transactions in your account. Please refer to the 'Additional explanation of fees and costs' section of your Insurance, Fees and Costs Guide for further information on how the cap applies.
3. AWOTE means Average Weekly Ordinary Times Earnings.
4. As the Trustee passes through the tax deduction it receives, the deduction you will see for the fees described above is 0.1275% per year for the GoalTracker investment option, 0.1785% per year for other investment options and \$51.00 per year for the fixed-dollar fee.
5. The Investment fee varies according to the option you invest in. The quoted fee here is for the GoalTracker option.
6. Investment fees and costs includes an amount of 0.09% per year for performance fees. The calculation basis for this amount is set out under the "Additional explanation of fees and costs" section of the Investment Guide.
7. Additional fees may apply. Refer to the 'Additional explanation of fees and costs' section of your Super Guide.

 You should read the important information about 'Fees and costs' before making a decision. Go to [resourcesuper.com.au/resourcesuper](https://resourcesuper.com.au/resourcesuper) and read the Insurance, Fees and Costs Guide for Insurance and Administration Fees and Costs. Go to 'Additional explanation of fees and costs' in the Investment Guide at [resourcesuper.com.au/resourcesuper](https://resourcesuper.com.au/resourcesuper) for Investment Fees and Costs. Go to 'Additional explanation of fees and costs' in the Super Guide at [resourcesuper.com.au/resourcesuper](https://resourcesuper.com.au/resourcesuper) for all other fee information, such as Family Law, Advice Fees and Fee definitions. The materials may change between the time when you read this PDS and the day when you acquire the product. You can also find the relevant fee definitions in the ASIC Corporations (Disclosure of Fees and Costs) Instrument 2019/1070 at Division 4A, section 209A at [www.legislation.gov.au/Details/F2021C00160](http://www.legislation.gov.au/Details/F2021C00160). Our contact details are provided on page 8 if required.

## Changes in fees

The Trustee has the right to change fees at any time without your consent. The fixed-dollar administration fee is automatically indexed to Average Weekly Ordinary Time Earnings (AWOTE) each year on 1 October. Any material increase in the fees you are charged will be communicated to you at least 30 days before they are charged.

## Example of annual fees and costs for the superannuation product

This table gives an example of how the ongoing annual fees and costs for the GoalTracker option for this superannuation product can affect your superannuation investment over a 1-year period. You should use this table to compare this superannuation product with other superannuation products.

EXAMPLE: GOALTRACKER INVESTMENT OPTION		BALANCE OF \$50,000
<b>Administration fees and costs</b>	0.17% per year Plus \$60.00 per year Plus 0.01% (paid from the Fund reserve) <sup>1</sup>	For every \$50,000 you have in the superannuation product, you will be charged or have deducted from your investment <b>\$90.00</b> in administration fees and costs, plus <b>\$60.00</b> regardless of your balance
<b>PLUS Investment fees and costs</b>	0.65% per year	<b>And</b> , you will be charged or have deducted from your investment <b>\$325.00</b> in investment fees and costs
<b>PLUS Transaction costs</b>	0.09% per year	<b>And</b> , you will be charged or have deducted from your investment <b>\$45.00</b> in transaction costs
<b>EQUALS Cost of product<sup>2</sup>:</b>		If your balance was \$50,000, at the beginning of the year, then for that year you will be charged fees and costs of <b>\$520.00<sup>3</sup></b> for the superannuation product.

1. This reflects the excess administration costs incurred by the Trustee and paid from the Fund reserve in the 2023/2024 financial year, the Trustee incurred additional administration costs (as described in the Fees and Costs table above).
2. Additional fees may apply.
3. The Trustee passes on the tax deductions it receives so the estimated cost to you would be **\$499.75**.

## 7. How super is taxed

Superannuation is one of the most tax-effective ways to save for retirement. Even so, taxation laws are complex and subject to change. To make the most of your superannuation, you might like to consult your accountant or tax adviser for specific details about how you will be taxed. This advice may be particularly useful as you approach retirement and need to decide how and when to withdraw your superannuation.

### Contributions


Contributions made by your employer, or by you from your before-tax pay, are called 'Concessional Contributions', and these contributions generally have a 15%<sup>^</sup> contributions tax deducted from them. Any money you transfer into your account from an untaxed source (post 30 June 1983 untaxed component only) is also generally taxed at 15%<sup>^</sup>.

Contributions that you make from your after-tax pay are called 'Non-concessional Contributions', and these contributions are not subject to the contributions tax because you have already paid income tax on that money.



There are (different) limits on Concessional and Non-concessional Contributions. It is very important for you to be aware that there will be negative tax consequences for you if you breach either of these limits.

<sup>^</sup> High income earners may pay a further 15% tax. Refer to our fact sheet Understanding how super is taxed.

 There are Concessional Contribution and Non-concessional Contribution limits. If these limits are exceeded, there are taxation consequences.


For more information on contribution limits and the co-contribution amount including the current threshold, visit [resourcesuper.com.au/rates](https://resourcesuper.com.au/rates)


## Investment earnings

Investment earnings in superannuation are taxed at a maximum rate of 15%. The effective tax rate on some earnings is lower because of further tax concessions or credits available to the Fund. The investment return we disclose to you is net of tax.

## Withdrawals

Tax on withdrawals varies depending on your age, the type of withdrawal, and the ratio of taxable to tax-free components in your account. We withhold appropriate tax from amounts we pay to you. Generally, lump-sum withdrawals are tax-free if you are aged 60 or over.

 You should provide us with your Tax File Number (TFN) when you join the Fund. If you or your employer do not provide the Fund with your TFN, all Concessional Contributions will be taxed at the top marginal rate plus Medicare levy and you cannot make after-tax contributions. If you do not provide your TFN to the Fund, tax will be withheld at the top marginal rate plus Medicare levy on the taxable component of any payment made to you.

 You should read the important information about 'Fees and costs' before making a decision. Go to [resourcesuper.com.au/resourcesuper](https://resourcesuper.com.au/resourcesuper) and read the Insurance, Fees and Costs Guide for Insurance and Administration Fees and Costs. Go to 'Additional explanation of fees and costs' in the Investment Guide at [resourcesuper.com.au/resourcesuper](https://resourcesuper.com.au/resourcesuper) for Investment Fees and Costs. Go to 'Additional explanation of fees and costs' and 'How super is Taxed' in the Super Guide at [resourcesuper.com.au/resourcesuper](https://resourcesuper.com.au/resourcesuper) for all other fee information, such as Family Law, Advice Fees and Fee definitions. The materials may change between the time when you read this PDS and the day when you acquire the product.

## 8. Insurance in your super

Insurance fees are deducted from your account on the last Friday of each month. For detailed information on the insurance cover available (including any limitation that may apply) refer to the Insurance, Fees and Costs Guide at [resourcesuper.com.au/resourcesuper](https://resourcesuper.com.au/resourcesuper)

### Types of insurance cover

The types of insurance cover that may apply.

- > Death only cover
- > Death & Total and Permanent Disablement
- > Income Protection

### Automatic or voluntary insurance

Insurance within the Fund could be available on an automatic or voluntary basis.

- > Automatic insurance is not available for new members, you will need to apply (opt-in) for insurance cover.
- > For members who have transferred from another division of the Fund where you previously held insurance cover, you may be eligible to maintain your existing cover, but there are exceptions.

If you have an account balance of less than \$6,000, you are under 25 when you join Resource Super – General and you have not previously confirmed you wish to keep your cover, you will need to apply (opt in) for cover.

- > To opt in for insurance, please log on to your online account or complete and return the Insurance Opt-in Form (available on our website or call us for a copy).
- > Voluntary insurance cover is not issued automatically. You must apply and you may be required to provide evidence of your health to the insurer, who will decide whether to accept (on standard terms or non-standard terms) or decline your application.

### Inactive for 16 months

Where you have insurance and your account has been inactive (where no funds were received) for 16 months or more, your cover will be cancelled. We will contact you if your insurance is about to end. If you want to keep your insurance, you'll need to advise the Fund by calling us or logging in to your online account. Any previous advice to keep insurance in another division will not be transferred to i.e. you will need to provide new advice to the Fund to keep your insurance in this division.

### Change or cancel your insurance cover

You can change, opt-out of (i.e. cancel) your insurance cover at any time by logging in to your super account or by completing and returning an Insurance Form (available on our website or call us for a copy).

### Death and TPD insurance

If you are a new member in the Resource Super - General and between 15 and 69 years of age and either an 'Australian Resident' or a 'Temporary Resident' (as defined by the insurer), you are eligible to apply for Death and Total & Permanent Disablement (TPD) cover, subject to underwriting and approval by the insurer. Cover is provided only after the insurer has assessed your application (and health evidence) and confirmed in writing the start date of your cover, and any conditions of acceptance of your cover. The amount of cover provided by each unit of cover varies with your age. For members transferring from another division of the Fund, the level of insurance cover (if any) you had in place on the day you left your employer may continue, unless you are under age 25, have less than \$6,000 at the time of transfer or you have not previously confirmed you wish to keep your cover. In that case, you will need to opt in upon transfer to retain cover. Generally, the amount of cover provided by each unit of cover varies with your age.

### Voluntary cover

You may apply for either voluntary Death only cover or voluntary Death and TPD cover. You are able to select the number of additional units you would like. Generally, voluntary insurance cover is underwritten, which means that you will be asked to provide health evidence to the insurer. Voluntary insurance cover is only provided after the insurer has assessed your health evidence and confirmed you have been accepted.

### Fixed Death and TPD cover

If you don't want your insurance cover to reduce each year, you can apply to fix the amount of your Death and TPD (or Death Only) insurance cover. Fixed cover allows you to choose and maintain the same amount of cover until you reach age 70.

### Occupational Category

Insurance fees can depend on your age and how the insurer classified your 'Occupational Category'. The Occupational Categories are:

- > Professional
- > White Collar (formerly Low Risk)
- > Blue Collar (formerly Standard)
- > Heavy Blue Collar (only applicable for former mine worker members from certain employer plans).

If you do not take any action you will be placed in a 'Blue Collar' Occupation Category, unless you were a former mine worker member from certain employer plans where your Occupational

Category will be 'Heavy Blue Collar'. The most expensive Occupation Category is 'Heavy Blue Collar', followed by 'Blue Collar', then 'White Collar' and finally 'Professional'. You may apply to the insurer to change your Occupational Category by logging in to your super account or by completing and returning an Insurance Form (available on our website or call us for a copy).

### Income Protection

For members transferring from Resource Super – Employer the level of insurance will automatically continue, unless you are under age 25 or have less than \$6,000 at the time of transfer. In that case, you will need to opt in upon transfer to retain cover. For new members, Income Protection is not issued automatically. If you want this cover, you must apply for it and provide evidence of your health to the insurer, who will decide whether to accept (on standard terms or non-standard terms) or decline your application. To be eligible for this cover you need to be a permanent or fixed term contract employee under age 65 who works at least 15 hours per week. Where provided, your Income Protection cover is up to 75% of your 'Salary', as defined by the insurer. If you satisfy the insurer's definition for Income Protection, the benefit is paid monthly in arrears, (after a 90 day waiting period), for up to 2 years. It may be reduced by any amount of workers' compensation or other payments which you are eligible to receive during your period of disability.

### How to apply for cover

You can apply for insurance cover by logging in to your super account or by completing and returning an Insurance Form (available on our website or call us for a copy).

### Insurance fees

All insurance fees shown in this document include the tax deduction the Fund claims for insurance costs and passes on to you. Insurance fees outlined here are current at the time of printing. The Trustee and insurer have the power to alter the insurance fees and you will be given 30 days' written notice of any increases.

### Death and TPD insurance

The weekly insurance fee for each unit of cover depends on your Occupational Category, and whether your cover is for Death & TPD or Death Only and is shown in the following table.

Occupational Category	Weekly insurance fee per unit of Death Only cover	Weekly insurance fee per unit of Death & TPD cover
Heavy Blue Collar <sup>~</sup>	9.83	20.77
Blue Collar	5.18	10.93
White Collar	2.59	5.47
Professional	2.34	4.94

<sup>~</sup> Heavy Blue Collar is only applicable to former mine worker members from certain employer plans.

### Income Protection insurance

Insurance fees for this cover depend on your age and your Occupational Category. Lower insurance fees are payable if you successfully apply to the insurer (using the Insurance Form) to change your occupational category from 'Blue Collar' to either 'White Collar' or 'Professional'.


### Insurance (Heavy Blue Collar Occupation Category only)

For previous former mine worker members from certain employer plans, your Occupation Category will be 'Heavy Blue Collar' in Resource Super – General. You will be charged an additional loading on the 'Blue Collar' rates.

For Death & TPD fixed cover a loading of \$1.90 per \$1,000 of cover on the 'Blue Collar' rates.

For Income Protection cover a loading of \$1.85 per \$1,000 of cover on the 'Blue Collar' rates in the following table.

Age next birthday	Value of each unit of Death Only or Death & TPD	Annual insurance fee per \$1,000 of annual Income Protection Benefit by Occupational Category		
		Blue Collar	White Collar	Professional
16	60,000	3.11	1.56	1.40
17	60,000	3.11	1.56	1.40
18	60,000	3.11	1.56	1.40
19	60,000	3.09	1.55	1.40
20	60,000	3.09	1.55	1.40
21	120,000	3.09	1.55	1.40
22	120,000	3.12	1.56	1.41
23	120,000	3.14	1.57	1.42
24	120,000	3.17	1.59	1.43
25	120,000	3.19	1.60	1.44
26	120,000	3.24	1.62	1.46
27	120,000	3.24	1.62	1.46
28	120,000	3.24	1.62	1.46
29	120,000	3.24	1.62	1.46
30	120,000	3.25	1.63	1.47
31	150,000	3.27	1.64	1.47
32	150,000	3.29	1.65	1.48
33	150,000	3.34	1.67	1.50
34	150,000	3.40	1.70	1.53
35	150,000	3.48	1.74	1.57
36	150,000	3.60	1.80	1.62
37	150,000	3.75	1.88	1.69
38	150,000	3.95	1.98	1.78
39	150,000	4.18	2.09	1.88
40	150,000	4.44	2.22	2.00
41	150,000	4.77	2.39	2.15
42	150,000	5.13	2.57	2.31
43	150,000	5.56	2.78	2.50
44	150,000	6.04	3.02	2.72
45	150,000	6.57	3.29	2.96
46	150,000	7.20	3.60	3.24
47	150,000	7.90	3.95	3.56
48	150,000	8.67	4.34	3.90
49	150,000	9.51	4.76	4.28
50	150,000	10.45	5.23	4.71
51	120,000	11.47	5.74	5.16
52	120,000	12.59	6.30	5.67
53	120,000	13.79	6.90	6.21
54	120,000	15.08	7.54	6.79
55	120,000	16.45	8.23	7.40
56	90,000	17.93	8.97	8.07
57	90,000	19.53	9.77	8.79
58	90,000	21.24	10.62	9.56
59	90,000	22.89	11.45	10.30
60	90,000	24.63	12.32	11.09
61	60,000	26.48	13.24	11.92
62	60,000	28.41	14.21	12.79
63	60,000	30.43	15.22	13.70
64	60,000	29.75	14.88	13.39
65	60,000	16.93	8.47	7.62
66	30,000			
67	30,000			
68	30,000			
69	30,000			
70	30,000			

 You should read the important information about insurance cover (including eligibility and cancellation, conditions and exclusions that may apply to you) and consider whether it is appropriate for you before making any decision - go to [resourcesuper.com.au/resourcesuper](https://resourcesuper.com.au/resourcesuper) and read the Insurance, Fees and Costs Guide. This material relating to 'Insurance in your superannuation' may change between the time when you read this PDS and the day when you acquire the product.

If your complaint is not resolved by our internal complaints process or if you are not satisfied with our response to your complaint, you can take the matter to the Australian Financial Complaints Authority (AFCA). AFCA can be contacted at:

**By phone** 1800 931 678  
**By email** [info@afca.org.au](mailto:info@afca.org.au)

**By mail**  
Australian Financial Complaints Authority  
GPO Box 3  
Melbourne VIC 3001

## 9. How to open an account

If you transferred from another division of Resource Super, an account will be automatically opened for you. All other investors wishing to join Resource Super - General must complete an Application Form. Once you have received your member number, you should log into your account if you wish to nominate beneficiaries or make an investment choice.

### Enquiries or complaints

If you have any questions that are not answered in this PDS, please call us. If your enquiry is not resolved to your satisfaction and you wish to lodge a complaint, please contact us:

**By phone** 1800 555 667  
**By email** [RIMTcomplaints@russellinvestments.com.au](mailto:RIMTcomplaints@russellinvestments.com.au)

### By mail

Complaints Officer  
Resource Super  
Locked Bag A4094  
Sydney South NSW 1235

Depending on the nature of your complaint, we may ask you to provide further information in writing so that we can fully understand the complaint. We will provide assistance to you if necessary and a prompt written acknowledgment of receipt of your complaint. Our goal is to handle your complaint efficiently and fairly and we will provide the Trustee's decision as quickly as possible. We generally aim to have complaints resolved within 45 days.

However, if your complaint relates to a death benefit claim or to a declined disablement benefit claim, it may take some time to gather all the information necessary to enable the complaint to be properly considered. You can obtain advice in relation to the complaints handling process or feedback on the status of your complaint by calling us.

### Cooling-off period


You have a cooling-off period to reconsider your investment. To withdraw, we must receive your written request within 14 days of the earlier of:

- > The Date you receive your Welcome Statement; or
- > Five business days after you become a member of the Plan.

The option to withdraw is not available if you have exercised your rights as a member, for example, if you have switched investment options.

If you withdraw your investment during the cooling off period, the amount payable to you may be different to the amount you invested due to changes in the unit price, tax and reasonable administration costs.

To withdraw your investment, you will need to complete a Benefit Payment Direction Form which is available on our website. Please note superannuation preservation rules apply.

 You should read the important information about 'How to open an account' - go to [resourcesuper.com.au/resourcesuper](https://resourcesuper.com.au/resourcesuper) and read the Super Guide. This material relating to the 'How to open an account' may change between the time when you read this PDS and the day when you acquire the product.

## What is GoalTracker Plus?

Using the information you provide about yourself through the GoalTracker program, such as your income goal for retirement and the age you wish to retire, GoalTracker Plus can create and manage a tailored investment strategy for you. Similar to a trusted adviser, GoalTracker Plus will regularly review your investment strategy, make a recommendation and implement any changes automatically (unless you opt out), to help keep you on track. For more information on GoalTracker Plus and how you can activate this additional service at no further cost, refer to [resourcesuper.com.au/goaltrackerplus](https://resourcesuper.com.au/goaltrackerplus).

### Phone

**1800 555 667**

Monday to Friday, 8:30am – 5:30pm (AEST)

### Website

[resourcesuper.com.au](https://resourcesuper.com.au)

### For insurance enquiries phone

1800 824 227

### Mail

Resource Super  
Locked Bag A4094  
Sydney South NSW 1235

### Email

[resourcesuper@russellinvestments.com.au](mailto:resourcesuper@russellinvestments.com.au)