

# Your Product

## Disclosure Statement

Resource Super - General  
 A division of Russell Investments Master Trust  
 1 October 2018

### CONTENTS

1. About Resource Super .....	1
2. How superannuation works .....	1
3. Benefits of investing in Resource Super .....	2
4. Risks of superannuation .....	2
5. How we invest your money .....	3
6. Fees and costs .....	4
7. How superannuation is taxed .....	5
8. Insurance in your superannuation .....	6
9. How to open an account .....	8

## 1. About Resource Super

**The Resource Super Group Pty Ltd advises, constructs and manages superannuation and employee-benefit solutions for Australia’s resources sector.**

It has selected Russell Investments Master Trust as its superannuation provider in order to draw on the investment expertise of Russell Investments and the trustee services of Total Risk Management Pty Ltd. The Resource Super Group Pty Ltd assists the Trustee to customise insurance solutions for corporations and individuals that operate in or are exposed to higher risk work environments.

Resource Super, a division of Russell Investments Master Trust, is a MySuper compliant fund that offers competitive fees.

### Information at your fingertips

Visit [russellinvestments.com.au/trusteerequireddisclosure](http://russellinvestments.com.au/trusteerequireddisclosure) for all disclosure information relating to the Fund that must be disclosed under the SIS Regulations. This includes the following: Product dashboards, Trustee & Executive remuneration disclosure and any other documents required to be disclosed.

## 2. How superannuation works

**Superannuation is a long-term, partly compulsory way of saving for your retirement. There are different types of contributions available (for example, contributions by your employer, contributions that you choose to make and Government co-contributions).**

There are also limitations on contributions to and withdrawals from superannuation. Tax savings are provided by the Government. Most people have the right to choose into which superannuation entity their employer should direct their Superannuation Guarantee (SG) contributions.


In Australia, superannuation investments receive special tax concessions that aren’t available to other types of investments. That’s why superannuation is such a powerful vehicle to save for retirement. As your superannuation is likely to be one of your biggest assets in retirement, the choices you make today could significantly impact your lifestyle in retirement.



**You should read the important information about ‘How superannuation works’ before making a decision - go to [russellinvestments.com.au/resourcesuper](http://russellinvestments.com.au/resourcesuper) and read the Super Guide.**

This material relating to ‘How superannuation works’ may change between the time when you read this PDS and the day when you join the Fund.

### Important information about this Product Disclosure Statement (PDS)

This PDS provides a summary of the key information you need to make a decision. It includes links to additional information that is part of this PDS marked with a  symbol. This is important information you should read before making a decision to invest in Resource Super. The information provided in the PDS is general information only and doesn’t take account of your personal financial situation or needs. You should obtain financial advice tailored to your personal circumstances. This Product Disclosure Statement (PDS) is produced by the Trustee of the Russell Investments Master Trust, Total Risk Management Pty Ltd (Trustee), ABN 62 008 644 353. Resource Super is a Division of the Russell Investments Master Trust (Plan, Fund or Resource Super). The Trustee’s Australian Financial Services Licence (AFSL) number is 238790. The Russell Investments Master Trust ABN is 89 384 753 567.

If you would like a free paper copy of this PDS, or any other relevant information, please contact us on **1800 555 667**.

Note: The information in the PDS is correct at the time of each publication of each document comprising the PDS. However, the information may change from time to time and if there is a material change to any of the information in any document, the Trustee will issue an updated document. However if the change is not materially adverse to members, the Trustee may instead provide the updated information to members via the website [russellinvestments.com.au/trusteerequireddisclosure](http://russellinvestments.com.au/trusteerequireddisclosure).

### 3. Benefits of investing in Resource Super

Your benefit in Resource Super is accumulation style. All contributions and positive investment earnings are credited to your account. Any fees, tax and negative investment earnings are debited from your account. When you leave the Fund, the balance of your account will be paid to you (if no longer preserved) or to another fund, as directed by you.

You can choose how your account is invested from the available investment options. In the event of your death or if you become disabled while a member of the Fund, you may be entitled to an insured benefit, in addition to your account balance (provided you satisfy any eligibility conditions for provision of insurance). You automatically receive a default level of insurance cover when you join the Fund (subject to eligibility).

#### Investing in Resource Super offers you a range of benefits:

- › **E-communications:** If you or your employer provides us with your email address you will be opted-in for e-communications. This means our letters and communications to you will be uploaded to your online account and you will receive an email notification when the document is available. We will issue paper communications rarely or where your email address no longer works. You can change your preferred method of communication at any time by calling us or logging in to your online account at [russellinvestments.com.au/login](https://russellinvestments.com.au/login)
- › **Investment choice & flexibility:** choose from 23 different options, including 'pre-mixed' or 'build-your-own' options. Switch your options or top-up at any time.
- › **Help and advice:** contact us for free general advice or personalised super advice. If you do not have a financial adviser and you would like financial planning help beyond just your super account, we can refer you to a licensed financial adviser.
- › **Online access:** to your account, as well as fact sheets and planning tools via our website at [russellinvestments.com.au/login](https://russellinvestments.com.au/login)
- › **One Fund for life:** we make it easy to stay with Resource Super as you change employers and when you retire.



You should read the important information about the 'Benefits of investing with Resource Super' before making a decision - go to [russellinvestments.com.au/resourcesuper](https://russellinvestments.com.au/resourcesuper) and read the Super Guide.

This material relating to the 'Benefits of investing with Resource Super' may change between the time when you read this PDS and the day when you join the Fund.

### 4. Risks of superannuation

Long-term investments, such as superannuation, carry some risk that superannuation and taxation laws may change during the life of your investment and this might affect your final benefit, as well as how and when it is paid. Also, as with any investment, there are investment risks to consider.

#### Investment risk/return trade-off

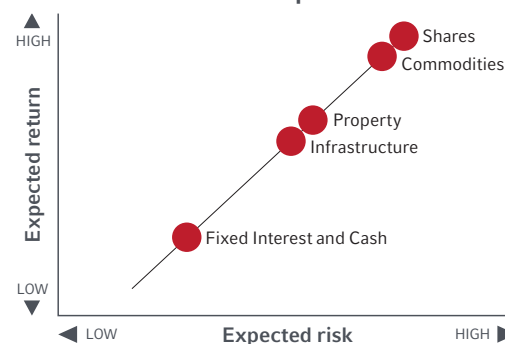
All investing involves risk. It's the trade-off for the return that investors seek. Assets with higher expected long-term returns generally carry a higher level of short-term risk. For example, shares and commodities have relatively higher risk and higher expected return than fixed interest and cash.

As with most investing, it is not guaranteed that you will make money. The value of your investment can go up or down with the value of investments of the options you are invested in.

Short-term fluctuations in the value of investments are common, particularly with respect to shares and commodities. Different types of investments perform differently at different times and carry varying forms of risk, which is why we recommend a diversified investment mix.

The relative risk of each investment option depends on its asset allocation. The risk/return graph below indicates the relative position of each major asset class.

#### Position on risk/return spectrum



Source: Russell Investment Management Ltd.

Risks may result in a loss. You could receive back less than you invested and there is no guarantee that you will receive any positive investment returns. Also remember that past returns are not a reliable indicator of future returns.

#### Other risks

There is a risk that your final superannuation benefit may not be enough to meet your retirement needs.

#### Managing risks

When assessing which options to invest in, we recommend you pay particular attention to the investment return objective, suitability, minimum investment timeframe, investment strategy and risk level sections provided for each investment option.



You should read the important information about the 'Risks of Superannuation' before making a decision - go to [russellinvestments.com.au/resourcesuper](https://russellinvestments.com.au/resourcesuper) and read the Investment Guide.

This material relating to 'Risks of Superannuation' may change between the time when you read this PDS and the day when you join the Fund.

## 5. How we invest your money

Resource Super is MySuper compliant and offers members 23 investment options to choose from. Your default investment option if the MySuper option. If you don't make an investment choice, your account will be invested into this default investment option.

### Choosing your investments

If you would like to choose your investments you can select one or more of the options below to help you build your own customised asset allocation. The investment menu may change, please refer to the Investment Guide for the latest list of investment options.

#### Diversified

- › Defensive
- › Diversified 50
- › Blended Balanced
- › Balanced
- › MySuper
- › Growth
- › High Growth
- › Global Fixed Income - \$A Hedged
- › International Property Securities - \$A Hedged
- › Global Opportunities
- › Global Opportunities - \$A Hedged
- › Emerging Markets

#### Outcome-oriented

- › Multi-asset Income Strategy
- › Multi-asset Growth Strategy
- › Responsible Australian Shares
- › Responsible Global Shares

#### Sector Portfolios – Australian

- › Australian Cash
- › Australian Cash Enhanced
- › Australian Fixed Income
- › Australian Opportunities
- › Third-party Indexed Australian Shares
- › Third-party Indexed Global Shares
- › Third-party Indexed Global Shares - \$A Hedged



You should read the important information about 'How we invest your money' which will have details on each of the investment options, before making a decision – go to [russellinvestments.com.au/resourcesuper](https://russellinvestments.com.au/resourcesuper) and read the Investment Guide.

This material relating to 'How we invest your money' may change between the time when you read this PDS and the day when you join the Fund.

## MySuper option

### Investment return objective:

To earn a return after costs and tax, exceeding CPI\* by 3.5% per annum, measured over rolling 5 and 10 year periods.

### Suitability:

Suitable for investors who are seeking to build wealth over the medium to long term and are willing to accept the possibility of negative returns over the shorter term.

### Minimum investment timeframe:

Be prepared to stay invested in this option for at least 5 years before it meets its objectives.

### Investment strategy:

The option is typically exposed to a diversified option mix of around 70% growth investments and around 30% defensive investments<sup>^</sup>. The option may be exposed to derivatives.

### Investment fee:

0.36% p.a.

### Estimated Indirect Costs:

0.29% p.a.

### Risk level:

See the Investment Guide for more information.

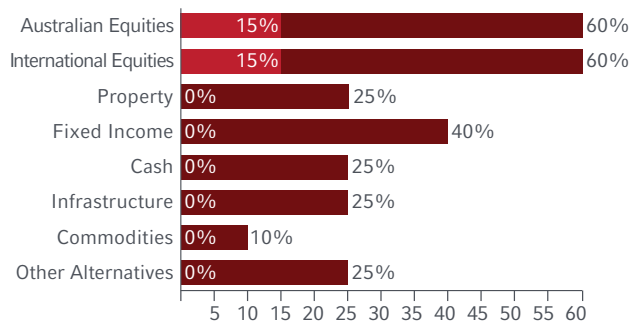
### Risk level for the time invested

Length:	Short	Long
Risk:	High	Low

### Estimated number of negative annual returns over any 20-year period:

Approx 4 to 5

### Asset allocation ranges<sup>#</sup>:



\* CPI stands for Consumer Price Index, which is used as a measure of inflation.

<sup>^</sup> Please refer to the asset allocation ranges for details of the parameters surrounding the investment strategy.

<sup>#</sup> The actual asset allocation may temporarily fall outside the ranges stated above in certain circumstances, such as asset transitions or extreme market movements.

### WARNING:

You must consider the likely investment return, the risk and your investment timeframe when choosing the option(s) into which you wish to invest.

## 6. Fees and costs

### Did you know?

Small differences in both investment performance and fees and costs can have a substantial impact on your long-term returns. For example, total annual fees and costs of 2% of your fund balance rather than 1% could reduce your final return by up to 20% over a 30-year period (for example, reduce it from \$100,000 to \$80,000).

You should consider whether features such as superior investment performance or the provision of better investor services justify higher fees and costs. You or your employer, as applicable, may be able to negotiate to pay lower fees. Ask the Fund or your financial adviser.

### To find out more?

If you would like to find out more, or see the impact of the fees based on your own circumstances, the Australian Securities and Investments Commission (ASIC) website ([moneysmart.gov.au](http://moneysmart.gov.au)) has a superannuation calculator to help you check out different fee options. It can be used to calculate the effect of fees and costs on account balances.

## MySuper option

Type of fee or cost <sup>^</sup>	Amount	How and when paid
<b>Investment fee</b>	0.36%* p.a. of your account balance.	The investment fee is deducted from investment returns before the unit price is declared and is not deducted from your account.
<b>Administration fee</b>	0.58% p.a. of your account balance. Plus, a fixed-dollar fee of \$78 p.a.	The administration fee is deducted from your account on the last business day of each month. The fixed-dollar fee will be indexed with AWOTE <sup>^</sup> at 1 July each year. <i>The Trustee passes on the tax deductions it receives so the actual amount deducted from your account would be 0.493% p.a. Plus, a fixed-dollar fee of \$66.30 p.a.</i>
<b>Buy-sell spread</b>	These spreads vary depending on the investment option(s) you choose. For more information, visit <a href="http://russellinvestments.com.au/iQbuysellspread">russellinvestments.com.au/iQbuysellspread</a>	You can read more about the buy-sell spread in the 'Additional explanation of investment fees and costs' section of your Investment Guide.
<b>Switching fee</b>	Nil	Not applicable.
<b>Exit fee</b>	\$99.12 per payment.	This fee applies when you take part or all of your benefits out of the Fund and is deducted from your account at the time of the payment. This fee will be indexed with AWOTE <sup>^</sup> at 1 July each year. <i>The Trustee passes on the tax deductions it receives so the actual amount deducted from your account would be \$84.25 per payment.</i>
<b>Advice fees<sup>#</sup></b> relating to all members investing in a particular MySuper product or investment option	Nil for general and simple personal advice relating to your interests in Resource Super. An advice fee for complex personal advice may be payable.	For Advice fees, refer to the 'Additional explanation of fees and costs' section of your Super Guide.
<b>Other fees and costs</b>	<b>Insurance fees:</b> For insurance fees, refer to Part 2 of your Insurance, Fees and Costs Guide.	The insurance fee is calculated monthly and deducted from your account on the last Friday of the month.
	<b>Family fees:</b> Family Law fees are payable for information requests and for payment splits.	For Family Law fees, refer to the 'Additional explanation of fees and costs' section of your Super Guide.
<b>Indirect Cost Ratio (ICR)</b>	0.29% p.a. of your account balance, which comprises: Estimated Performance Related Fee of 0.06% p.a. Estimated Other Indirect Costs of 0.23% p.a. Operational Risk Reserve of 0.00% p.a.	These costs have already been accounted for in the unit price. Please refer to the 'Additional explanation of investment fees and costs' section of your Investment Guide.

\* The Investment fee varies according to the option you invest in. The quoted fee here is for the MySuper option.

<sup>^</sup> AWOTE means Average Weekly Ordinary Time Earnings.

<sup>#</sup> Additional fixed-dollar or percentage-based fees may apply depending on the type of advice you need. These fees will be agreed upfront between you and the adviser.

Example: MySuper option		Balance of \$50,000
Investment fees:	0.36% p.a. of your account balance.	For every \$50,000 you have in this option, you will be charged \$180 each year.
<b>PLUS</b> Administration fees:	0.58% p.a. of your account balance. Plus, \$78 p.a. (\$6.50 per month).	And, you will be charged \$290 in administration fees. Plus, a fixed-dollar fee of \$78 regardless of your balance. <i>The Trustee passes on the tax deductions it receives so the actual amount deducted from your account would be \$246.50 p.a. Plus, a fixed-dollar fee of \$66.30 p.a.</i>
<b>PLUS</b> Indirect costs for the MySuper option	0.29% p.a. of your account balance.	And, indirect cost of \$145 each year will be deducted from your investments.
<b>EQUALS</b> Total cost of product:		If your balance is \$50,000, then for that year you will be charged fees of \$693* for the superannuation product. <i>The Trustee passes on the tax deductions it receives so the estimated cost would be \$637.80 p.a.</i>

\* Additional fees may apply. Also, if you withdraw all or part of your balance from iQ Super, you will be charged an exit fee of \$99.12 (indexed by AWOTE at 1 July each year) for each payment.

This section shows fees and other costs that you may be charged in respect of the MySuper option. These fees and costs may be deducted from your money, from the returns on your investment or from the assets of the portfolio as a whole.

Taxes and insurance costs are set out in another part of this document. You should read all the information about fees and costs because it is important to understand their impact on your investment.

Similar information will be included in PDSs for other superannuation funds so that you can compare the Resource Super fees and costs with those of other superannuation funds.



**You should read the important information about 'Fees and costs' before making a decision - For Insurance and Administration Fees and Costs go to [russellinvestments.com.au/login](https://russellinvestments.com.au/login)**

**and read the Insurance, Fees and Costs Guide. For Investment Fees and Costs go to 'Additional explanation of investment fees and costs' in the Investment Guide [russellinvestments.com.au/resourcesuper](https://russellinvestments.com.au/resourcesuper). For all other fee information, such as Family Law, Advice Fees and Fee definitions go to 'Additional explanation of fees and costs' in the Super Guide [russellinvestments.com.au/resourcesuper](https://russellinvestments.com.au/resourcesuper)**

This material relating to your fees and costs and any additional explanations (in your Insurance, Fees and Costs Guide, Investment Guide, and Super Guide) may change between the time when you read this PDS and the day when you join the Fund. You can also find fee definitions at [russellinvestments.com.au/feeandcostdefinitions](https://russellinvestments.com.au/feeandcostdefinitions)

## Example of annual fees and costs for the MySuper option

The table above provides an example of how the fees and costs in the MySuper option can affect your superannuation investment over a one year period.

You should use this table to compare this product with other superannuation products. As noted above, fees and costs can be paid directly from your account, or deducted from investment returns.

### Changes in fees

The Trustee has the right to change fees at any time without your consent. The Administration fee and the Exit fee are automatically indexed to Average Weekly Ordinary Time Earnings (AWOTE) each year on 1 July.

### GUIDES

Important information relating to your membership within the Fund is provided in the Insurance, Fees and Costs Guide, the Investment Guide and the Super Guide. These Guides form part of the PDS and you should read them before making a decision to invest in Resource Super. Links are provided throughout this document.

These Guides are also available in your online account.

Any material increase in the fees you are charged will be communicated to you at least 30 days before they are charged.

## 7. How superannuation is taxed

**Superannuation is one of the most tax-effective ways to save for retirement. Even so, taxation laws are complex and subject to change. To make the most of your superannuation, you might like to consult your accountant or tax adviser for specific details about how you will be taxed. This advice may be particularly useful as you approach retirement and need to decide how and when to withdraw your superannuation.**

### Contributions

Contributions made by your employer, or by you from your before-tax pay, are called 'Concessional Contributions', and these contributions generally have a 15%<sup>^</sup> contributions tax deducted from them. Any money you transfer into your account from an untaxed source (post 30 June 1983 untaxed component only) is also generally taxed at 15%<sup>^</sup>.

Contributions that you make from your after-tax pay are called 'Non-concessional Contributions', and these contributions are not subject to the contributions tax because you have already paid income tax on that money. There are (different) limits on Concessional and Non-concessional Contributions. It is very important for you to be aware that there will be negative tax consequences for you if you breach either of these limits.

<sup>^</sup> High income earners may pay a further 15% tax. Refer to our fact sheet [Understanding how super is taxed](#).



**WARNING:**

- There are Concessional Contribution and Non-concessional Contribution limits. If these limits are exceeded, there are taxation consequences.

For more information on contribution limits and the co-contribution amount including the current threshold, visit [russellinvestments.com.au/rates](http://russellinvestments.com.au/rates)

**Investment earnings**

Investment earnings in superannuation are taxed at a maximum rate of 15%. The effective tax rate on some earnings is lower because of further tax concessions or credits available to the Fund. The investment return we disclose to you is net of tax.

**Withdrawals**

Tax on withdrawals varies depending on your age, the type of withdrawal, and the ratio of taxable to tax-free components in your account. We withhold appropriate tax from amounts we pay to you.

**WARNING:****Providing your TFN**

*You should provide us with your Tax File Number (TFN) when you join the Fund.* If you or your employer do not provide the Fund with your TFN, all Concessional Contributions will be taxed at the top marginal rate plus Medicare levy and you cannot make after-tax contributions. If you do not provide your TFN to the Fund, tax will be withheld at the top marginal rate plus Medicare levy on the taxable component of any payment made to you.



You should read the important information about 'How superannuation is taxed' before making a decision - go to [russellinvestments.com.au/resourcesuper](http://russellinvestments.com.au/resourcesuper) and read the Super Guide.

This material relating to 'How superannuation is taxed' may change between the time when you read this PDS and the day when you join the Fund.

**8. Insurance in your superannuation**

The cost of your insurance cover is deducted from your account at the end of each month.

**Death and Total & Permanent Disablement (TPD) cover (in units)**

Your Death and TPD benefits are the balance of your account plus any insurance cover you have within the Plan. If you are a new member in the Resource Super - General and between 15 and 69 years of age, you are eligible to apply for Death and Total & Permanent Disablement (TPD) cover, subject to

underwriting and approval by the insurer. Cover is provided only after the insurer has assessed your application (and health evidence) and confirmed in writing the start date of your cover, and any conditions of acceptance of your cover. Cover is issued in units which vary with your age, as shown in the 'Insurance in your superannuation' section below.

If you have transferred from the Resource Super Employer Division, the level of insurance cover (if any) you had in place on the day you left your employer will continue and be rounded up to the next whole number of units of age-based cover. This will happen automatically when we open your Resource Super - General account.

Additional Death & TPD or Death Only insurance cover is available. All applications require evidence of your health and are subject to acceptance by the insurer.

The weekly insurance fee for each unit of cover depends on your Occupational Category, as shown in the table below. The insurance fees are net of tax deductions that can be claimed by the Fund. When you join Resource Super - General you are classified as having a 'Standard' Occupational Category. Lower insurance fees apply if your Occupational Category is classified as 'Low Risk' or 'Professional'. You may apply to the insurer to change your Occupational Category using the Insurance Request Form, which is available on our website.

**Insurance Fees**

Occupational Category	Weekly insurance fee per unit of Death Only cover	Weekly insurance fee per unit of Death & TPD cover
Standard	\$3.90	\$8.24
Low Risk	\$1.95	\$4.12
Professional	\$1.76	\$3.71

Please refer to [russellinvestments.com.au/login](http://russellinvestments.com.au/login) and read the Insurance, Fees and Costs Guide for further information (including any limitations that may apply to you).

**Fixed Death and TPD cover**

If you don't want your insurance cover to reduce each year, you can apply to fix the amount of your Death and TPD (or Death Only) insurance cover. Fixed cover allows you to choose and maintain the same amount of cover until you reach age 70. The insurance fees you pay will vary each year according to your age and your Occupational Category, as described above. For full details on fixed cover, including the insurance fees associated with this type of cover, please refer to [russellinvestments.com.au/login](http://russellinvestments.com.au/login) and read the Insurance, Fees and Costs Guide.

**Income Protection benefit**

Income Protection cover is available to Resource Super - General members upon application, which includes providing health evidence to the insurer. The insurer will decide whether to accept (on standard or non-standard terms) or decline your application. If your application is successful, the insurer will provide written advice of the date on which your cover starts.

Age next birthday	Value of each Death or Death and TPD unit	Annual insurance fee per \$1,000 of annual Income Protection benefit		
		Standard	Low Risk	Professional
16	60,000	\$3.25	\$1.63	\$1.47
17	60,000	\$3.25	\$1.63	\$1.47
18	60,000	\$3.25	\$1.63	\$1.47
19	60,000	\$3.24	\$1.62	\$1.46
20	60,000	\$3.24	\$1.62	\$1.46
21	120,000	\$3.24	\$1.62	\$1.46
22	120,000	\$3.26	\$1.63	\$1.47
23	120,000	\$3.29	\$1.65	\$1.48
24	120,000	\$3.32	\$1.66	\$1.50
25	120,000	\$3.34	\$1.67	\$1.50
26	120,000	\$3.39	\$1.70	\$1.53
27	120,000	\$3.39	\$1.70	\$1.53
28	120,000	\$3.39	\$1.70	\$1.53
29	120,000	\$3.39	\$1.70	\$1.53
30	120,000	\$3.40	\$1.70	\$1.53
31	150,000	\$3.42	\$1.71	\$1.54
32	150,000	\$3.44	\$1.72	\$1.55
33	150,000	\$3.48	\$1.74	\$1.57
34	150,000	\$3.55	\$1.78	\$1.60
35	150,000	\$3.64	\$1.82	\$1.64
36	150,000	\$3.77	\$1.89	\$1.70
37	150,000	\$3.92	\$1.96	\$1.77
38	150,000	\$4.13	\$2.07	\$1.86
39	150,000	\$4.36	\$2.18	\$1.97
40	150,000	\$4.65	\$2.33	\$2.09
41	150,000	\$4.98	\$2.49	\$2.24
42	150,000	\$5.36	\$2.68	\$2.42
43	150,000	\$5.81	\$2.91	\$2.62
44	150,000	\$6.31	\$3.16	\$2.84
45	150,000	\$6.88	\$3.44	\$3.10
46	150,000	\$7.53	\$3.77	\$3.39
47	150,000	\$8.26	\$4.13	\$3.72
48	150,000	\$9.06	\$4.53	\$4.08
49	150,000	\$9.95	\$4.98	\$4.48
50	150,000	\$10.93	\$5.47	\$4.92
51	120,000	\$12.00	\$6.00	\$5.40
52	120,000	\$13.16	\$6.58	\$5.93
53	120,000	\$14.42	\$7.21	\$6.49
54	120,000	\$15.76	\$7.88	\$7.10
55	120,000	\$17.20	\$8.60	\$7.74
56	90,000	\$18.75	\$9.38	\$8.44
57	90,000	\$20.42	\$10.21	\$9.19
58	90,000	\$22.20	\$11.10	\$9.99
59	90,000	\$23.93	\$11.97	\$10.77
60	90,000	\$25.76	\$12.88	\$11.60
61	60,000	\$27.69	\$13.85	\$12.46
62	60,000	\$29.71	\$14.86	\$13.37
63	60,000	\$31.82	\$15.91	\$14.32
64	60,000	\$31.11	\$15.56	\$14.00
65	60,000	\$17.71	\$8.86	\$7.97
66	30,000			
67	30,000			
68	30,000			
69	30,000			
70	30,000			

If you have transferred from the Resource Super Employer Division, the amount of your Income Protection cover (if any) will continue automatically when we open your Resource Super - General account.

Your Income Protection benefit is generally equal to 75% of your 'Salary' (as defined by the insurer) and is paid monthly, for a maximum period of 2 years (after a 90 day waiting period). It may be reduced by any amount of workers compensation or other payments which you are eligible to receive during your period of disability. To be eligible for this insurance cover you need to be a permanent or contract employee under age 65 who works at least 15 hours per week. The insurance fees for this cover depend upon your age and your occupational category, as shown in the table on the left. The insurance fees are net of tax deductions that can be claimed by the Fund. Lower insurance fees are payable if you are considered (by the insurer) to be employed in a 'Low Risk' or 'Professional' Occupational Category. Please refer to [russellinvestments.com.au/login](https://russellinvestments.com.au/login) and read the Insurance, Fees and Costs Guide for further information (including any limitations that may apply to you).

#### Opting out of Insurance Cover

You can opt out of (i.e. cancel) your default insurance cover or cancel or reduce the amount of any additional cover at any time by sending us a completed Insurance Request Form. You can obtain this form from our website or by calling us on 1800 555 667.



**You should read the important information about insurance benefits applicable to your superannuation fund and consider whether it is appropriate for you before making a decision - go to [russellinvestments.com.au/login](https://russellinvestments.com.au/login) and read the Insurance, Fees and Costs Guide.**

This material relating to 'Insurance in your superannuation' may change between the time when you read this PDS and the day when you join the Fund.

## 9. How to open an account

If you transferred from another division of Resource Super, an account will be automatically opened for you. In all other cases, individuals wishing to join Resource Super - General must complete an Application Form. Once you have received your member number, you should log into your account if you wish to nominate beneficiaries or make an investment choice.

For more information about 'How to open an account' – go to [russellinvestments.com.au/resourcesuper](http://russellinvestments.com.au/resourcesuper) and read the Super Guide.

### Enquiries or complaints

If you have any questions that are not answered in this booklet, please call us. If your enquiry is not resolved to your satisfaction and you wish to lodge a complaint, please contact us:

#### By phone

1800 555 667

#### By email

[iq@russellinvestments.com.au](mailto:iq@russellinvestments.com.au)

#### By mail

The Complaints Officer, iQ Super  
Locked Bag A4094  
Sydney South NSW 1235

Depending on the nature of your complaint, we may ask you to provide further information in writing so that we can fully understand the complaint. We will provide assistance to you if necessary and a prompt written acknowledgment of receipt of your complaint. Our goal is to handle your complaint efficiently and fairly and we will provide the Trustee's decision as quickly as possible.

However, if your complaint relates to a death benefit claim or to a declined disablement benefit claim, it may take some time to gather all the information necessary to enable the complaint to be properly considered. You can obtain advice in relation to the complaints handling process or feedback on the status of your complaint by calling us.

If our enquiry and complaints procedure does not resolve the issue within 90 days, you may be able to take the matter to the Superannuation Complaints Tribunal (up until 1 November

2018) or the Australian Financial Complaints Authority from 1 November 2018.

The Superannuation Complaints Tribunal can be contacted at:

#### By phone

1300 884 114

#### By email

[info@sct.gov.au](mailto:info@sct.gov.au)

#### By mail

Superannuation Complaints Tribunal  
Locked Bag 3060  
GPO Melbourne VIC 3001

For all complaints from 1 November 2018, the Australian Financial Complaints Authority can be contacted at:

#### By phone

1800 931 678

#### By email

[info@afca.org.au](mailto:info@afca.org.au)

#### By mail

Australian Financial Complaints Authority  
GPO Box 3  
Melbourne VIC 3001

### Cooling-off period

You have a cooling-off period to reconsider your investment. To withdraw, we must receive your written request within 14 days of the earlier of:

- › The Date you receive your Welcome Statement; or
- › Five business days after you become a member of the Division

The option to withdraw during the cooling-off period is not available if you have exercised your rights as a member, for example, if you have switched investment options.

If you withdraw your investment during the cooling off period, the amount payable to you may be different to the amount you invested due to changes in the unit price, tax and reasonable administration costs.

To withdraw your investment you will need to complete a Benefit Payment Direction Form which is available on our website. Please note superannuation preservation rules apply. If your Employer has nominated this Fund as their default superannuation fund for employees, you will also need to complete a Choice of Fund Form to nominate the superannuation fund to receive your future Employer contributions.

#### Phone

**1800 555 667**

Monday to Friday, 8:30am – 5:30pm (AEST)

#### For insurance enquiries phone

1800 824 227

#### Website

[russellinvestments.com.au/super](http://russellinvestments.com.au/super)

#### Email

[resourcesuper@russellinvestments.com.au](mailto:resourcesuper@russellinvestments.com.au)

#### Mail

Resource Super  
Locked Bag A4094 Sydney South NSW 1235